

INSPECTION REPORT PART (IRP)

INSPECTION NO FOR CLIENT REFERENCE:	IRP-BG-081018
PRODUCT NAME:	JUCO BAG
PO NUMBERE:	XXXXX
INSPECTION DATE:	XXXXX
INSPECTION LOCATION:	XXXXX
INSPECTOR NAME:	DEBANJAN TALAPATRA
FACTORY DETAILS:	ECO JUTE
CUSTOMER NAME :	XXXXX



Factory: ECO JUTE	Inspector: Debanjan Talapatra
xxxxxxx	xxxxxxx
Approved sample with seal packaging	Approved samples after open the package

GENERAL INSTRUCTIONS FROM THE CLIENT:

1. No instruction from the client to follow.
- 2.
- 3.
- 4.

AVAILABILITY OF THE CLIENTS PROVIDED APPROVED SAMPLE: NO

INSPECTION STANDARDS

Inspection type	Final Inspection before Shipment (FIS)
Inspection standard	ISO 2859
Sampling plan	Single
Sampling Level	II
AQL for Critical/ Major/ Minor	Not Allowed/2.5/4.0
Sampling size for Cri/ Maj /Min	200/200/200
No. of cartons/packages selected for inspection	950 cartons
Numbers of selected cartons/packages	Not done.

INSPECTION RESULT

OVERALL RESULT	Failed due to unsatisfactory AQL				
CRITERIA	RESULTS	REMARKS			
1. Quantity	Passed	Satisfactory			
2. Product Color & Specification	Pending	No instruction to follow			
3. Product Dimension/Weight	Pending	No instruction to follow			
4. Product Label/Logo	Pending	No instruction to follow			
5. Carton :Marking/Weight/ Packing	Pending	No instruction to follow			
6. On-site tests & special requirement	Passed	Satisfactory			
5 : WORKMANSHIP AQL:	Beyond AQL	AQL	CRI	MAJ	MIN
		Findings	0	15	10
		Maximum allowed	0	10	14
		Checked sample	200	200	200

REMARKS

<ol style="list-style-type: none"> 1. 100 % (28500 pcs) are found as packed products in 950 cartons. 2. No approved sample available in the factory during the time of inspection to compare with bulk products. 3. SPI of the bag is found in between 6 to 7. 4. Moisture of the product & inner carton is found in between 4 to 10%.
--

5. Dimension of the bag is found +/- 0.5 cm 35 cm in length, 31 cm width with 19 cm guesset & base.
Handle length of the bag is found 33.5 to 34.5 cm with 2 cm width.
6. Carton weight is found in between 7.100 to 7.200 kg with 36x36x23 cm dimension.
7. 30 pcs are packed in each carton with poly sheet wrapped inserted with silica gel pouches.
8. No carton marking/shipping marking & carton serial numbering is done on any available carton.
9. Metal pin locked 5 ply carton used for the packing of the goods.

1. Quantity :

100% of the total order quantity must be packed. : Instead of 28500 pcs order quantity.	OK	100% (28500 pcs) are found fully packed.
Quantity of finished & unpacked products:	OK	None
Quantity of semi-finished products:	OK	None

Item	Order qty	Packed qnt	Unpacked qty	Packed Carton	Qnt/ Carton	Qnt checked/ Carton	Sample size
#Juco Bag	28500	28500	0	950	30	7	200
#	x	x	x	x	x	x	x
#							
#							
#							
Total :	28500	28500	0	950	30	7	200

Actual Pictures of Quantity section:



2. Product Color/Specification/Dimension/Weight:

Product Color :

Expectation	Result	Pantone code	Comments
Client's Instructions:	Pending	485C	Base color of the bag is found natural jute & cotton combination juco color with both front side natural black color printing % both corner of front is with logo along with both gusset same red color printing with pantone matching 485C.

Actual Pictures of Product Color section:





Specification :

Expectation	Result	Comments
Client's Instructions:	Pending	No instruction given by the client to follow, please refer to below pictures for all findings about specifications.

Actual Pictures of Product Specification section:



FRONT SIDE OF THE BAG



OPOSITE SIDE OF THE BAG WITH BASE



BOTH SIDE GUESET



HANDEL OF THE BAG



HANDEL CONSTRUCTION



LOOPER ATTACHMENT



HANDEL ATTACHMENT



LOOPER VIEW



CLOSE VIEW OF LOOPER CONSTRUCTION



INSIDE OF THE BAG WITH PLASTIC BASE



STANDING VIEW OF THE BAG FROM 1ST CORNER



STANDING VIEW OF THE BAG FROM OPPOSITE CORNER



CLOSE VIEW OF INSIDE THE BAG WITHOUT PLASTIC BASE



CLOSE VIEW OF THE PLASTIC BASE



GUESSET VIEW OF THE BAG



SECOND FRONT SIDE OF THE BAG

Dimension :

Expectation	Result	Comments
Client's Instructions:	Pending	No instruction given by the client to follow about dimension & findings are +/- 0.5 cm 35 cm in length with 31 cm width. Gusset & base of the bag is found 19 to 19.5 cm with 33.5 to 34.5 cm handle length & 2 cm handle width.

Item No.	Ref sample	Sample 1	Sample 2	Sample 3	Sample 4	Sample 5
#	Not Available	Body=35x31	35x31.5	35.2x31.5	35x31.2	35.3x30.7
#	"	Body=	35.3x31.2	34.7x31.5	35.5x31.5	35.2x31
#	"	Gusset=19.5	19.5	19.3	19.2	19
#	"	Gusset=	19.3	19	19.5	19.5
19.5#		Handel=	34 x 2	34.3 x 2	33.7 x 2	33.5 x 2
#		Handel=	34.5 x 2	34 x 2	34.3 x 2	34.5 x 2

Actual Pictures of Product Dimension section:







Weight :

Expectation	Result	Comments
Client's Instructions:	Pending	No instruction given by the client to follow about the individual weight of the product & the weight is found in between 209 to 216 gm including plastic inserter of the base.

Actual Pictures of Product Weight section:



Label :

Expectation	Result	Comments
Client's Instructions:	Pending	No instruction given by the client to follow about label & findings is one printed taffeta label is attached under inside seam of each bag along with both side printed hangtag which is hanged with one handle of the bag by jute string.

Actual Pictures of Product Label section:





Logo :

Expectation	Result	Comments
Client's Instructions:	Pending	No instruction given.

Logo/Artwork/Existing design's Appearance/General view, Color, Dimension, Positioning and Alignment :

Expectation	Result	Comments
Appearance/General view of the logo:	Pending	No instruction or approved sample provided by client to follow & below is the findings pictures for the reference.

Logo/Artwork/Existing design's color:	Pending	No instruction or approved sample provided by client to follow & below is the finding pictures for the reference.
Dimension (width x height):	Pending	Dimension of the logo is 4 cm in height with 8 cm in width.
Positioning of logo from top :	Pending	Position of the logo is 28.5 to 29 cm from top of the bag to top of the logo.
Positioning of logo from bottom :	Pending	Position of the logo is 1.5 cm from bottom of the logo to bottom of the bag.
Positioning of logo from left side :	Pending	Position of the logo is 18 to 19 cm from left side edge of the bag to left side edge of the logo.
Positioning of logo from right side :	Pending	Position of the logo is 3.5 to 3.7 cm from right side edge of the bag to right side edge of the logo.
Alignment and parallelism :	Pending	Found satisfactory, please refer to below pictures.

Actual Pictures for all part of the Product Logo section:

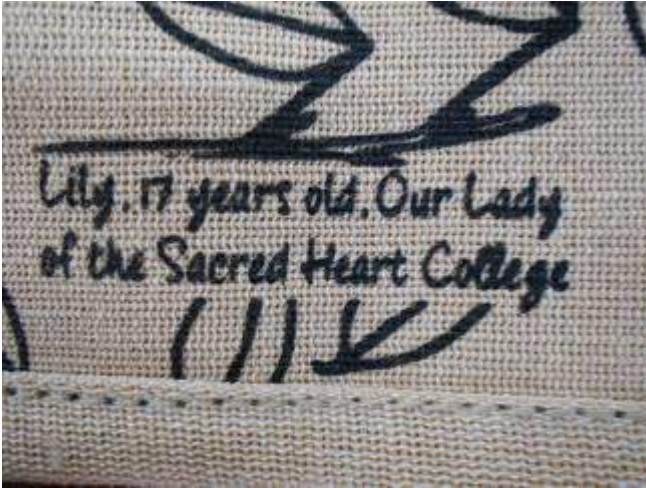
Actual picture of Appearance or general view of the logo/Artwork/Existing design:



LOGO WITH PRINTED TEXT



LOGO ON GUESSET



PRINTED TEXT



PRINTED LOGO

Actual picture of color of the logo/Artwork/Existing design:



LOGO COLOR



LOGO COLOR



LOGO COLOR MATCHING WITH PANTON SHADE




LOGO COLOR MATCHING WITH PANTON SHADE

Actual picture of dimension of the logo/Artwork/Existing design:



LOGO HEIGHT 4 CM



LOGO WIDTH 8 CM



PRINTED TEXT HEIGHT 1.3 CM



PRINTED TEXT WIDTH 6.5 CM

Actual picture of position from the top of the logo/Artwork/Existing design:



LOGO POSITION IS 29 CM FROM TOP



LOGO POSITION IS 29 CM FROM TOP



PRINTED TEXT POSITION 30.5 TO 31 CM FROM TOP



PRINTED TEXT POSITION 30.5 TO 31 CM FROM TOP

Actual picture of position from bottom of the logo/Artwork/Existing design:



LOGO POSITION 1.5 CM FROM BOTTOM



PRINTED TEXT POSITION 2.5 TO 3 CM FROM BOTTOM

Actual picture of position from left side of the logo/Artwork/Existing design:



LOGO POSITION 18 TO 19 CM FROM LEFT SIDE



LOGO POSITION 18 TO 19 CM FROM LEFT SIDE



PRINTED TEXT POSITION 5.5 TO 6 CM FROM LEFT SIDE



PRINTED TEXT POSITION 5.5 TO 6 CM FROM LEFT SIDE

Actual picture of position from right side of the logo/Artwork/Existing design:



LOGO POSITION 3.5 TO 3.7 CM FROM RIGHT SIDE



LOGO POSITION 3.5 TO 3.7 CM FROM RIGHT SIDE



PRINTED TEXT POSITION 18.5 TO 19 CM FROM RIGHT SIDE



PRINTED TEXT POSITION 18.5 TO 19 CM FROM RIGHT SIDE

Actual picture of alignment and parallelism of the logo/Artwork/Existing design:



Alignment and parallelism



Alignment and parallelism

3. Carton Marking/Weight/Packing & Dimension

Carton Marking :

Expectation	Result	Comments
Client's Instructions:	Pending	No instruction given by client to follow for the carton marking or shipping mark & also not found any marking on any available packed cartons.

Carton Front Side Mark :

Actual Pictures of Carton Front Side Marking section:



BOTH SIDE OF THE CARTON FROM 1ST ANGEL



BOTH SIDE OF THE CARTON FROM 2ND ANGEL

Carton Rear Side Mark :

Actual Pictures of Carton Rear Side Marking section:

PLEASE REFER TO ABOVE PICTURES

PLEASE REFER TO ABOVE PICTURES

Weight of carton:

Expected Result

Result

Comments

Client's Instructions:

Pending

No instruction given by the client to follow & findings are in between 7.100 to 7.200 kg.

Actual Pictures of Carton Weight section:



Outer packing and packaging dimension :

Expected Result

Result

Comments

Client's Instructions:

Pending

No instruction given by client to follow &

L: cm x W: cm x H: cm		please refer to below pictures for the finding with 36 x 36 x 23 cm carton dimension.
--------------------------	--	---

Actual Pictures of Carton Outer Packing section:





Inside carton/inner packing :

Expected Result	Result	Comments
Client's Instructions:	Pending	No instruction given by the client to follow & found 30 pcs are wrapped with poly sheet inserted with silica gel pouches then packed in the master carton.

Actual Pictures of Carton Inner Packing section:





Individual/Unit packing :

Expected Result	Result	Comments
Client's Instructions:	Pending	No individual packing or unit packing found for this product.

Actual Pictures of Product Individual Packing section:

No picture due to no unit packing	No picture due to no unit packing
-----------------------------------	-----------------------------------

4. TESTS AND SPECIAL REQUIREMENTS

Test category	Comments from Inspector	Result
Either inspector allowed to perform the sampling size independently/randomly then the result is passed/ If not, the result is failed	Performed the full sampling size from randomly selected cartons.	Passed

Actual Pictures of above test section:



Check the moisture/humidity on the products including inside the carton as per the standard it should not be more than 12%.

Checked & found in between 4 to 10%

Passed

Actual Pictures of above test section:





Perform a barcode checking test-The barcode should be the same and have the correct number; make sure that the correct barcode is on the correct product. (no mixed barcode for each reference) -2 pieces of each item.

Performed & found satisfactory

Passed

Actual Pictures of above test section:



1. Rub test dry & wet on printing & dyed fabric

2, Use a white cotton cloth to rub the material. Rub the item 10 times over a 10 cm distance with a force of 9N (1kg). Test with both a dry and a wet cloth. Expected result: There should not be any color transfer greater than 4 on a grey scale (between the original white cloth and the colored one) after the dry test. There should not be any color transfer greater than 3-4 on a grey scale (between the original white cloth and the colored one) after the wet test-3 pcs both

Checked & found satisfactory

Passed

Below is the dry test performance picture

Below is the wet test performance picture







<p>Check the item for any strong or offensive odors-The bags must not have a strong or bad smell.- 5 pcs</p>	<p>Checked & found satisfactory</p>	<p>Passed</p>
---	---	----------------------

Actual Pictures of above test section:



<p>1. Pull on all metal parts attached to the bag and handle (look, ring, etc.)- 20 pcs</p>	<p>Not applicable for this product</p>	<p>Pending</p>
--	--	-----------------------

Actual Pictures of above test section:

<p>No picture</p>	<p>No picture</p>
-------------------	-------------------

<p>2. Check the seam strength on each part/pocket, especially on the handle or shoulder strap.-20 pcs</p>	<p>Checked & found satisfactory</p>	<p>Passed</p>
--	---	----------------------

Actual Pictures of above test section:



The importer information label/wash care label must not missing.-all inspected samples

Checked & found satisfactory


Passed

Actual Pictures of above test section:



<p>Count and record the number of stitches per inch & compare with approved sample or clients provided instruction-5 pcs</p>	<p>No information provided by the client & SPI is found in between 6 to 7.</p>	<p>Pending</p>
--	--	-----------------------

Actual Pictures of above test section:



<p>Measure the length of both handle of the same piece along with the both side attachment position (should be similar no misalignment required), handle fixed position check.- all sample size Lift bag handles to check whether the bag is balance horizontally. The handle fixed positions are symmetrical along the middle axis of the bag. - all sample size</p>	<p>Checked & found satisfactory</p>	<p>Passed</p>
---	---	----------------------

Actual Pictures of above test section:




<p>Fatigue test for all adjustable parts found on each of the sample (i.e., zipper, Velcro and snaps.) -13pcs for 20 times</p>	<p>Not applicable for this product</p>	<p>Pending</p>
--	--	-----------------------

Actual Pictures of above test section:

No picture	No picture	
<p>1. Color shading check within the same piece: put the same color parts side by side and identify the different dye lot.</p> <p>2. Color shading check among all inspected pieces: place them side by side and identify the different dye lot.</p> <p>Minimum grey scale 4-5 is acceptable for color shading in the same piece and minimum grey scale 3-4 is acceptable for color shading among the different pieces - 13 pcs</p>	Checked & found satisfactory	Passed

Below is the pictures of within the piece difference:



Below is the pictures of among all pieces difference:



Printing checking of artworks/printed area edges clarity, no blurry, proper color filling, no base visibility, uneven, crack, peel off.
- Check 80 samples if painting uneven, crack, peel off.

Checked & found satisfactory

Passed

Actual Pictures of above test section:



Perform a loading test with minimum 10 minutes hanging position & dynamic shaking
- Use 5 kg if applicable or 1.5 times the nominal weight if the carrying capacity of the bag is less than 5kg
-5 pcs

Checked & found satisfactory

Passed

Actual Pictures of above test section:



**Make sure that all the elements included in the bag or pouch fits correctly at the right place.
-all inspected pieces.**

Not applicable for this product

Pending

Actual Pictures of above test section:

No picture

No picture

<p>Compare with approval sample and technical files/spec. including bag shape, material/ color & fabric, accessories, glue, hangtag/labels/ logo/printings & sewing construction, hand feeling. -all inspected pieces.</p>	<p>No sample provided by the client to compare with bulk products.</p>	<p>Pending</p>
---	--	-----------------------

Below is the picture for bag shape & material compare:

<p>No picture</p>	<p>No picture</p>
-------------------	-------------------

Below is the picture for color & fabric compare:

<p>No picture</p>	<p>No picture</p>
-------------------	-------------------

Below is the picture for accessories compare:

<p>No picture</p>	<p>No picture</p>
-------------------	-------------------

Below is the picture for hangtag & labels compare:

<p>No picture</p>	<p>No picture</p>
-------------------	-------------------

Below is the picture for logo & printing compare:

<p>No picture</p>	<p>No picture</p>
-------------------	-------------------

Below is the picture for sewing & construction compare:


<p>No picture</p>	<p>No picture</p>
-------------------	-------------------

Below is the picture for hand feeling compare:

<p>No picture</p>	<p>No picture</p>
-------------------	-------------------

<p>Check the binding, the binding webbing should wrap the panel tight, no empty spare inside the webbing. -all inspected pieces.</p>	<p>Checked & found satisfactory</p>	<p>Passed</p>
---	---	----------------------

Actual Pictures of above test section:



<p>Check bags with tube in handle, if available, no tube goes out from the handle.- Finishing of seam at the end is strong enough & tubes are cut properly. -all inspected pieces.</p>	<p>Checked & found satisfactory</p>	<p>Passed</p>
---	---	----------------------

Actual Pictures of above test section:



<p>Check the quality and appearance of the clear plastic card holder pocket if included in this model. Especially check the quality of the cutting on the holder, and fitting check for all items (card etc.) -all inspected pieces.</p>	<p>Not applicable for this product</p>	<p>Pending</p>
---	--	-----------------------

Actual Pictures of above test section:

<p>No picture</p>	<p>No picture</p>
-------------------	-------------------

<p>Function test of zipper or snap or others applicable parts. -20 pcs</p>	<p>Not applicable for this product</p>	<p>Pending</p>
---	--	-----------------------

Actual Pictures of above test section:

<p>No picture</p>	<p>No picture</p>
-------------------	-------------------

<p>SPECIAL REQUIREMENTS FROM CLIENT :</p>		
<p>Expected result</p>	<p>Result</p>	<p>Comments</p>
<p>Client's Instructions:</p>	<p>Pending</p>	<p>No special required from client</p>

Actual Pictures of Special Requirement section:

No picture	No picture

5. SAMPLE COLLECTION/SEALED REQUEST BY CLIENT

Client's Information:	
[0] pcs of shipment samples were collected by inspector	Not required
[0] pcs of defective samples were collected by inspector	Not required

Actual Pictures of Sample Collection section:

No picture	No picture

6. WORKMANSHIP AQL/DEFECTIVES LIST


Defect descriptions	CRI	MAJ	MIN
---------------------	-----	-----	-----

Defects for style # sample size : pcs

Defect number 1. BROKEN SEAM	0	10	0
--	---	----	---

Actual Pictures of above described defect found:








<p>Defect number 2. HANDLING STAIN</p>	0	0	7
---	---	---	---

Actual Pictures of above described defect found:





NO PICTURE

Defect number 3. DARK STAIN	0	2	0
---------------------------------------	---	---	---

Actual Pictures of above described defect found:



Defect number 4. IMPROPER PLACEMENT OF PRINTING & LOGO	0	1	0
--	---	---	---

Actual Pictures of above described defect found:



NO PICTURE

Defect number 5. HAZY PRINTING	0	0	2
--	---	---	---

Actual Pictures of above described defect found:



Defect number 6. PRINTING STAIN	0	2	0
---	---	---	---

Actual Pictures of above described defects found:



Defect number 7. UNEVEN JOINT OF EDGE	0	0	1
---	---	---	----------

Actual Pictures of above described defects found:

	<p>NO PICTURE</p>
--	-------------------

Sample size	Maximum Allowed	Total Defectives	Result	Comments
CRI :	0	0	Within AQL	Satisfactory
MAJ :	10	15	Beyond AQL	Should be rectified
MIN :	14	10	Within AQL	Satisfactory

ADDITIONAL PICTURES FOR ADITIONAL INFORMATION

 <p>SELECTED CARTONS</p>	 <p>SELECTED CARTONS ARE OPENED</p>
--	---



SELECTED PCS FROM CARTON



INSPECTED PCS



DEFECTED PCS



SILICA GEL POUCH



METAL PIN LOCKED CARTON



5 PLY CARTON



6 CM LOOPER LENGTH OF THE BAG



MOISTURE METER ON NUTRAL MODE




MICRO WEIGHT MACHINE ON NUTRAL MODE



PLASIC BASE OF THE BAG

7. Picture of the Introduction Letter



www.eximinspection.com

INTRODUCTION PAGE


Signed in 2 copies at the beginning of the inspection

Today EXIM INSPECTION HUB has been appointed for Client roles to perform **Final Inspection before Shipment (FIS)** of your production for product **PRINTED JUCO BAG** as dated 04/Jul/2017 which is with following Inspection No. IRP-BG-081018.

The Inspection will be carried out according to ISO 2859 standard. Sampling level is I and AQL are Not Allowed for Critical / 2.5 for Major / 4.0 for Minor Defects.

TERMS & CONDITIONS:

1. 100 % of the production should be packed before offering the inspection.
2. If packed quantity is lower than 100%, EXIM INSPECTION HUB will not conduct the inspection without the permission of client & if the inspection will re-scheduled for the less quantity packed against the requirement or any other reason created/showed by the supplier then supplier will be liable for re-schedule cost of the inspection as payed by the client for the actual schudle date.
3. Inspector will not take any decision as pass or fail or not give any authorization to the supplier for shipping, only Client will take the final decision after review the findings & given comments through the report during the inspection.
4. If supplier demand for the Inspection Report Part (IRP) of the conducted inspection, EXIM INSPECTION HUB will issued the same to client only & supplier can get it from client only.
5. Supplier should arrange/make available a full size desk in a sufficient light available room along with necessary machines for testings (which is not carriable for EXIM INSPECTION HUB) as metal detection machines, weight machine, moisture meter, GSM cutter with micro weight measuring unit etc to conduct the inspection.
6. For the reporting purpose of the conducted inspection we needs to take pictures during inspection, including of the factory gate, production line, production process. At the end of the inspection, Inspector might ask to collect at least one sample from the production for EXIM INSPECTION HUB's reference, reporting & testing purpose. Supplier should make a proper Invoice with zero value (not payable) for the collected sample in the name of EXIM INSPECTION HUB.
7. Please note EXIM INSPECTION HUB will pay the Inspector all the expense, including meal, transportation, etc. So Inspector is not allowed to ask for the same along with any gifts & money. if you are forced to do the same, please contact us at management@eximinspection.com or call +91 9123660264 immediately.

Name of Factory Representative:	Inspection date: 08/10/2018
Signature with stamp (Authorized signature only):	
	
Name of Inspector: Debanjan Talapatra	Inspection date: 08.10.2018
Signature:	

This document is for EXIM INSPECTION HUB's internal use only & not the authorization for shipment.
©2018 Exim Inspection Hub. All Rights Reserved.

Page 1 of 2

8. Picture of the Signed Draft Report



www.eximinspection.com

Inspection No.	IRP-BG-081018	Name of Product	Printed Juco Bag
P.O. No.	XXXX	Product Color	Natural with black & red print
Item/Reference No.	XXXX	Order Quantity	28500 pcs
Client Name	XXXX	Inspection Date	08.10.2018
Factory Name	Eco Jute	Inspection Location	Kolkata

Remarks from the Inspector: (Here should be clear description of all discrepancies & failed tests)

1. 100 % (28500 pcs) are found as packed products in 950 cartons.
2. No approved sample available in the factory during the time of inspection to compare with bulk products.
3. SPI of the bag is found in between 6 to 7.
4. Moisture of the product & inner carton is found in between 4 to 10%.
5. Dimension of the bag is found +/- 0.5 cm 35 cm in length, 31 cm width with 19 cm gusset & base. Handle length of the bag is found 33.5 to 34.5 cm with 2 cm width.
6. Carton weight is found in between 7.100 to 7.200 kg with 36x36x23 cm dimension.
7. 30 pcs are packed in each carton with poly sheet wrapped inserted with silica gel pouches.
8. No carton marking/shipping marking & carton serial numbering is done on any available carton.
9. Metal pin locked 5 ply carton used for the packing of the goods.

Defects Descriptions:		Critical	Major	Minor
1	BROKEN SEAM	0	10	0
2	HANDLING STAIN	0	0	7
3	DARK STAIN	0	2	0
4	IMPROPER PLACEMENT OF PRINTING & LOGO	0	1	0
5	HAZY PRINTING	0	0	2
6	PRINTING STAIN	0	2	0
7	UNEVEN JOINT OF EDGE	0	0	1
X	XXXXXXXX	X	X	X
Total Found		0	15	10
Total Allowed		0	10	14
Samples inspected		200	200	200

I, the Inspector, hereby certify that the inspection has been performed by fair, professional and honest way & all findings are shown to below described factory representative and I am not authorised to take the final decision for the shipment. All above descriptions are actual findings during the inspection will reported to the client for taking the final decision or authorisation.

I, the Factory Representative, hereby confirm that all above findings are genuine & thoroughly reviewed by me throughout the inspection.

Name of Factory Representative: Signature with stamp: 	Name of Inspector: Debanjan Talapatra Signature: 
--	--

This document is for EXIM INSPECTION HUB's internal use only & not the authorization for shipment.
©2018 Exim Inspection Hub. All Rights Reserved.

Page 2 of 2

IMPORTANT NOTES

This document is not the authorization for shipment or not an inspection certificate & this is an actual presentation or description of all findings during the time of operation. The final decision and authorization for shipment must be confirmed by the client after reviewing the above described report. This report does not release the buyer or seller from contractual responsibilities, nor does it prejudice the buyer's right of claim toward the seller/supplier for compensation for any apparent and/or hidden defects or detected during inspection or occurring anytime thereafter.

This Report layout is confidential and is the sole property of EXIM INSPECTION HUB. It is to be used solely and exclusively by recipient. No part of this document may be reproduced or disseminated in any form or by any means without the prior written consent of EXIM INSPECTION HUB.

End of the Report
